



















**19th European Chess Solving Championship 2026 (North Macedonia, Skopje
09.05./10.05.2026) - Preliminary Team Results after Round 2**

Rank	Name		Country	Round 1		Round 2		Total	
				Points		Points		Points	
				45	60	45	180	90	240
1	Serbia		SRB	45	48	38.5	180	83.5	228
	Mladenović, Miodrag		SRB	15	13	14.5	60	29.5	73
	Serafimović, Ilija		SRB	15	19	12.5	60	27.5	79
	Kovačević, Marjan		SRB	15	18	11.5	60	26.5	78
	Radović, Srećko		SRB	15	17	4.5	60	19.5	77
2	Ukraine		UKR	45	41	36.5	176	81.5	217
	Solovchuk, Oleksiy		UKR	15	10	15	56	30	66
	Rudenko, Taras		UKR	15	20	14	60	29	80
	Vasyliv, Stanislav		UKR	15	14	7.5	60	22.5	74
	Kopyl, Valery		UKR	15	17	4.5	60	19.5	77
3	Lithuania		LTU	45	59	35	177	80	236
	Kuznecovas, Kevinas		LTU	15	20	15	57	30	77
	Limontas, Martynas		LTU	15	20	14.5	60	29.5	80
	Steponavičius, Stasys		LTU	15	19	5.5	60	20.5	79
	Satkus, Vidmantas		LTU	15	20	2	60	17	80
4	Poland		POL	45	52	33.5	180	78.5	232
	Piorun, Kacper		POL	15	16	14.5	60	29.5	76
	Murdzia, Piotr		POL	15	17	10	60	25	77
	Górski, Piotr		POL	15	19	9	60	24	79
	Marciniszyn, Jakub		POL	15	20	7.5	60	22.5	80
5	Slovakia		SVK	45	48	31.5	180	76.5	228
	Peitl, Tomáš		SVK	15	13	15	60	30	73
	Đačuk, Vasil		SVK	15	15	9.5	60	24.5	75
	Kolčák, Marek		SVK	15	20	7	60	22	80
	Mihalčo, Oto		SVK	15	20	0	60	15	80
6	Romania		ROU	40	56	28.5	179	68.5	235
	Costachi, Mihnea		ROU	15	18	15	59	30	77
	Oltean, Cristian-Daniel		ROU	15	20	5	60	20	80
	Burja-Udrea, Razvan-Andrei		ROU	10	18	8.5	60	18.5	78
	Dumitrescu, Daniel		ROU	10	20	0	60	10	80
7	Greece		GRE	45	52	20	180	65	232
	Kourkoulos-Arditis, Stamatis		GRE	15	18	8.5	60	23.5	78
	Sidiropoulos, Nikos		GRE	15	14	6.5	60	21.5	74
	Mendrinou, Nikos		GRE	15	20	5	60	20	80
	Konidaris, Panagiotis		GRE	15	20	2	60	17	80

8	Netherlands		NED	40	57	18.5	180	58.5	237
	de Boer, Johan		NED	15	20	7.5	60	22.5	80
	Michielsen, Joost		NED	10	17	8	60	18	77
	Uitenbroek, Hans		NED	15	20	3	60	18	80
9	Finland		FIN	30	40	21	120	51	160
	Paavilainen, Jorma		FIN	15	20	11.5	60	26.5	80
	Karhunen, Kari		FIN	15	20	9.5	60	24.5	80
10	Great Britain		GBR	40	50	4.5	180	44.5	230
	Hodge, David		GBR	15	10	3	60	18	70
	Mestel, Jonathan		GBR	15	20	0	60	15	80
	Kueh, Audrey		GBR	10	20	1	60	11	80
	Gemmell, John		GBR	5	20	0.5	60	5.5	80
11	Germany		GER	30	60	12	180	42	240
	Tummes, Boris		GER	15	20	12	60	27	80
	Rein, Andreas		GER	10	20	0	60	10	80
	Neef, Wilfried		GER	5	20	0	60	5	80
12	Czechia		CZE	25	60	13	180	38	240
	Voráček, Miroslav		CZE	10	20	10	60	20	80
	Ličková, Anna		CZE	10	20	3	60	13	80
	Ličko, Ľubomír		CZE	5	20	0	60	5	80
13	North Macedonia 1		MKD	20	59	0	180	20	239
	Veljanoski, Andrej		MKD	15	19	0	60	15	79
	Zlatkov, Anton		MKD	5	20	0	60	5	80
	Burns, Elisaveta		MKD	0	20	0	60	0	80
	Burns, Michael		MKD	0	20	0	60	0	80
14	North Macedonia 2		MKD	5	60	0	180	5	240
	Filipov, Nikolche		MKD	5	20	0	60	5	80
	Aleksovski, Aleksandar		MKD	0	20	0	60	0	80
	Gjorgjevski, Jancho		MKD	0	20	0	60	0	80

Main Judge: Denkovski, Ivan

Assistant: Steinbrink, Axel

Problems Selected by: Denkovski,

Ivan

Created by WFCC Solving Tournament Manager