






























19th European Chess Solving Championship 2026 (North Macedonia, Skopje 09.05./10.05.2026) - Preliminary Individual Results after Round 3

Rank	Name	Cat.		Country	Rating	#	Title	Round 1 - 20'				Round 2 - 60'				Round 3 - 100'				Total - 180		Perf. Rat.	+/-
								#2	#2	#2	🕒	#3	#3	#3	🕒	+	+	=	🕒	Points	🕒		
								1.	2.	3.	4.	5.	6.	7.	8.	9.	45						
1	Pavlov, Danila			FID	2824.17	1	GM	5	5	5	20	5	5	5	60	5	5	5	43	45	123	2824.17	0.00
2	Khasanov, Ural	j		FID	2664.47	4	GM	5	5	5	20	5	5	5	60	5	5	5	53	45	133	2824.17	17.72
3	Costachi, Mihnea			ROU	2457.74	30	IM	5	5	5	18	5	5	5	59	5	5	5	99	45	176	2824.17	40.64
4	Piorun, Kacper			POL	2759.08	2	GM	5	5	5	16	4.5	5	5	60	5	5	5	65	44.5	141	2806.13	5.20
5	Limontas, Martynas			LTU	2563.42	10	GM	5	5	5	20	4.5	5	5	60	5	5	5	99	44.5	179	2806.13	26.92
6	Sumiya, Bilguun			MGL	2505.47	24	IM	5	5	5	14	5	5	4	60	5	5	5	72	44	146	2788.10	31.32
7	Rudenko, Taras	j		UKR	2305.55	66	-	5	5	5	20	4.5	4.5	5	60	5	5	5	71	44	151	2788.10	53.52
8	Solovchuk, Oleksiy			UKR	2448.55	33	GM	5	5	5	10	5	5	5	56	5	4	5	100	44	166	2788.10	37.64
9	Kuznecovas, Kevinas	j		LTU	2532.92	18	IM	5	5	5	20	5	5	5	57	3	5	5	100	43	177	2752.02	24.28
10	Serafimović, Ilija	j		SRB	2522.42	20	IM	5	5	5	19	5	4.5	3	60	5	5	5	100	42.5	179	2733.98	23.44
11	Van Beers, Eddy			BEL	2628.86	6	GM	5	5	5	14	3	5	4	60	5	5	5	82	42	156	2715.95	9.64
12	Tummes, Boris			GER	2552.40	14	GM	5	5	5	20	4.5	3.5	4	60	5	5	5	81	42	161	2715.95	18.12
13	Chocenska, Dmitrijus			LTU	2260.68	81	-	5	5	5	20	3	5	4	60	5	5	5	100	42	180	2715.95	50.48
14	Murdzia, Piotr			POL	2728.91	3	GM	5	5	5	17	5	5	0	60	5	5	5	85	40	162	2643.80	-9.44
15	Peitl, Tomáš			SVK	2518.78	22	IM	5	5	5	13	5	5	5	60	5	5	0	100	40	173	2643.80	13.88
16	Shestakova, Ekaterina	jw		FID	2183.77	109	-	5	5	5	20	0.5	5	4	60	5	5	5	89	39.5	169	2625.76	49.00
17	Paavilainen, Jorma	s		FIN	2396.83	41	GM	5	5	5	20	2	4.5	5	60	5	3	5	90	39.5	170	2625.76	25.40
18	Nasyrov, Anton	j		FID	2255.31	83	-	5	5	5	19	5	5	0	60	5	4	5	100	39	179	2607.73	39.08
19	Kourkoulos-Arditis, Stamatis			GRE	2335.84	58	-	5	5	5	18	5	3.5	0	60	5	5	5	53	38.5	131	2589.69	28.16
20	Marciniszyn, Jakub			POL	2466.26	28	IM	5	5	5	20	5	3.5	0	60	5	5	5	100	38.5	180	2589.69	13.68
21	Mladenović, Miodrag	s		SRB	2450.22	32	GM	5	5	5	13	4.5	5	5	60	3	3	0	100	35.5	173	2481.47	3.48
22	Kovačević, Marjan	s		SRB	2434.21	35	GM	5	5	5	18	2	4.5	5	60	5	4	0	100	35.5	178	2481.47	5.24
23	Kharitonov, Maksim	j		FID	2545.26	16	IM	5	5	5	20	5	-	0	60	5	5	5	50	35	130	2463.43	-9.08
24	Oltean, Cristian-Daniel	j		ROU	2051.72	167	-	5	5	5	20	5	0	0	60	5	5	5	77	35	157	2463.43	45.64
25	Sokolov, Egor	j		FID	2182.39	112	-	5	5	5	20	5	5	0	60	0	5	5	100	35	180	2463.43	31.16

26	Sumiya, Chinguun	j		MGL	2201.04	101	-	5	0	5	16	4.5	-	5	60	5	5	5	63	34.5	139	2445.39	27.08
27-28	Sidiropoulos, Nikos			GRE	2587.85	9	IM	5	5	5	14	2	4.5	0	60	3	5	5	100	34.5	174	2445.39	-15.80
27-28	Steponavičius, Stasys			LTU	2259.54	82	-	5	5	5	19	0.5	0	5	60	5	4	5	95	34.5	174	2445.39	20.60
29	Hodge, David			GBR	2545.54	15	IM	5	5	5	10	3	0	-	60	5	5	5	50	33	120	2391.28	-17.12
30	Michielsen, Joost			NED	2387.27	43	-	0	5	5	17	4.5	3.5	0	60	5	5	5	58	33	135	2391.28	0.44
31	Vasyliv, Stanislav			UKR	2162.72 na	-	-	5	5	5	14	3	4.5	-	60	2	3	5	100	32.5	174	2373.24	23.36
32	Górski, Piotr			POL	2519.44	21	GM	5	5	5	19	4	5	0	60	1	5	2	100	32	179	2355.21	-18.20
33	Kolčák, Marek	s		SVK	2264.31	80	IM	5	5	5	20	2	5	-	60	1	3	5	100	31	180	2319.13	6.08
34	Karhunen, Kari	s		FIN	2373.48	47	IM	5	5	5	20	5	4.5	0	60	0	5	1	100	30.5	180	2301.10	-8.04
35	Mestel, Jonathan	s		GBR	2494.95	25	GM	5	5	5	20	-	0	0	60	5	5	5	42	30	122	2283.06	-23.48
36	Voráček, Miroslav			CZE	2301.13	69	FM	0	5	5	20	5	0	5	60	1	4	5	96	30	176	2283.06	-2.00
37	Ott, Roland	s		SUI	2322.38	62	-	5	5	5	17	5	-	-	60	3	5	2	100	30	177	2283.06	-4.36
38	Piliczewski, Bogusz			POL	2128.04	131	IM	5	5	5	20	0	-	-	60	5	5	5	100	30	180	2283.06	17.20
39	Đačuk, Vasil			SVK	2293.24	70	FM	5	5	5	15	4.5	5	0	60	0	3	0	98	27.5	173	2192.87	-11.12
40	Veljanoski, Andrej	j		MKD	1872.60 na	-	-	5	5	5	19	0	0	-	60	5	3	3	99	26	178	2138.76	29.52
41-42	Mendrinou, Nikos	s		GRE	2235.89	88	FM	5	5	5	20	-	5	0	60	1	5	0	100	26	180	2138.76	-10.76
41-42	Satkus, Vidmantas			LTU	2454.85	31	IM	5	5	5	20	0.5	1.5	0	60	3	4	2	100	26	180	2138.76	-35.04
43	Radović, Srećko			SRB	2195.26	104	FM	5	5	5	17	0	4.5	0	60	2	4	0	100	25.5	177	2120.73	-8.28
44	Perović, Živojin			SRB	2239.33	87	-	5	5	5	20	4	3.5	0	60	0	3	0	100	25.5	180	2120.73	-13.16
45	Sihnevich, Mikalai	s		FID	2052.39	166	-	5	5	5	19	0.5	0.5	0	60	0	3	5	100	24	179	2066.61	1.56
46	Kueh, Audrey	w		GBR	2250.18	85	WFM	0	5	5	20	1	0	0	60	2	5	5	82	23	162	2030.54	-24.36
47	Burja-Udrea, Razvan-Andrei	j		ROU	1932.40	232	-	0	5	5	18	5	3.5	0	60	0	3	1	96	22.5	174	2012.50	8.88
48	de Boer, Johan	s		NED	2181.38	113	FM	5	5	5	20	-	2.5	4	60	0	1	0	100	22.5	180	2012.50	-18.72
49	Dumitrescu, Daniel	j		ROU	2220.53	93	-	0	5	5	20	-	0	0	60	2	4	5	56	21	136	1958.39	-29.08
50-53	Chekina, Anastasiya	jw		FID	1902.14	256	-	5	5	5	20	0.5	0.5	2	60	0	3	0	100	21	180	1958.39	6.24
50-53	Konidaris, Panagiotis			GRE	2185.94	108	-	5	5	5	20	0	0	2	60	0	4	0	100	21	180	1958.39	-25.24
50-53	Ličková, Anna	jw		CZE	1879.91	278	-	5	0	5	20	3	-	0	60	3	3	2	100	21	180	1958.39	8.72
50-53	Uitenbroek, Hans	s		NED	2280.92	76	IM	5	5	5	20	3	-	0	60	0	3	0	100	21	180	1958.39	-35.76
54	Kopyl, Valery	s		UKR	2292.10	71	IM	5	5	5	17	0	4.5	0	60	1	0	0	100	20.5	177	1940.36	-39.00

55-56	Kováčová, Zuzana	w		SVK	1814.25	326	-	5	5	5	20	0	1.5	4	60	0	0	0	100	20.5	180	1940.36	14.00
55-56	Selivanov, Andrey			FID	2401.80	39	GM	0	5	5	20	5	4.5	0	60	0	1	0	100	20.5	180	1940.36	-51.16
57	Veksler, Oleksandr	j		UKR	1600.00	590	-	5	5	5	11	1	0	-	60	1	3	0	64	20	135	1922.32	35.72
58	Mihalcescu, Alexandru	j		ROU	2084.77	150	-	5	5	5	9	0	0	0	60	1	4	0	100	20	169	1922.32	-18.00
59	Rein, Andreas	s		GER	2204.70	97	-	5	5	0	20	-	0	-	60	0	5	5	100	20	180	1922.32	-31.32
60	Sandu, Stefan-Marius			ROU	1767.93	374	-	5	5	5	20	0.5	0	-	60	0	3	0	100	18.5	180	1868.21	11.12
61	Amoiridou, Dimitra	w		GRE	1778.62	361	-	5	5	0	20	4	-	0	60	1	3	0	100	18	180	1850.17	7.92
62	Mihalčo, Oto	s		SVK	2019.72	183	-	5	5	5	20	0	0	0	60	0	2	0	92	17	172	1814.10	-22.80
63	Kharitonova, Viktoriya	jw		FID	2091.96	147	-	5	5	5	20	0	0	0	60	0	1	1	100	17	180	1814.10	-30.80
64	Zlatkov, Anton	j		MKD	-	-	-	5	0	0	20	0	0	-	60	5	3	3.5	65	16.5	145	1796.06	-
65	Boci, Mateu	j		ALB	-	-	-	5	5	0	20	0	0	0	60	0	5	1	100	16	180	1778.02	-
66	Paliulionis, Viktoras	s		LTU	2082.37	152	-	5	5	0	20	0	0	0	60	0	3	0	100	13	180	1669.80	-45.76
67	Gemmell, John	s		GBR	1986.42	194	-	5	0	0	20	0.5	-	0	60	0	4	1	100	10.5	180	1579.61	-45.12
68	Neef, Wilfried	s		GER	1981.04	197	FM	0	5	0	20	0	0	0	60	0	3	0	63	8	143	1489.43	-54.52
69	Burns, Michael	j		MKD	-	-	-	0	0	0	20	0	0	0	60	5	3	0	100	8	180	1489.43	-
70	Filipov, Nikolche			MKD	1743.29 na	-	-	0	0	5	20	0	0	0	60	1	0	0	100	6	180	1417.28	-36.16
71	Ličko, Ľubomír			CZE	1490.96	784	-	5	0	0	20	0	0	-	60	0	0	0	100	5	180	1381.21	-12.16
72	Aleksovski, Aleksandar			MKD	-	-	-	0	0	0	20	0	0	-	60	3	0	0	100	3	180	1309.06	-
73-75	Ardelean, Lorela-Daniela	w		ROU	1660.42	500	-	0	0	0	20	0	0	-	60	0	0	0	100	0	180	1200.84	-50.96
73-75	Burns, Elisaveta	jw		MKD	-	-	-	0	0	0	20	0	0	0	60	0	0	0	100	0	180	1200.84	-
73-75	Gjorgjevski, Jancho	s		MKD	1700.09 na	-	-	-	0	0	20	0	-	-	60	0	0	0	100	0	180	1200.84	-55.36
	Mockus, Arvydas*			LTU	1948.68	216	-	0	0	5	20	4	-	0	60	1	1	0	100	11	180	-	-
	Sandu, Andrei-Stefan*	j		ROU	1612.80	557	-	5	0	0	20	2	0	0	60	0	3	0	100	10	180	-	-

Main Judge: Denkovski, Ivan Assistant: Steinbrink, Axel Problems Selected by: Denkovski, Ivan (* Unofficial)

Created by WFCC Solving Tournament Manager [V41.1]