










5	Romania		ROU	40	56	28.5	179	44	232	27.5	150	33	224	29	150	202	991
	Costachi, Mihnea		ROU	15	18	15	59	15	99	12.5	50	15	64	5	50	77.5	340
	Oltean, Cristian-Daniel		ROU	15	20	5	60	15	77	5	50	8.5	80	4	50	52.5	337
	Burja-Udrea, Razvan-Andrei		ROU	10	18	8.5	60	4	96	10	50	5	80	14	50	51.5	354
	Dumitrescu, Daniel		ROU	10	20	0	60	14	56	5	50	9.5	80	10	50	48.5	316
6	Greece		GRE	45	52	21	180	34	253	20	150	35	240	37.5	115	192.5	990
	Kourkoulos-Arditis, Stamatis		GRE	15	18	8.5	60	15	53	10	50	15	80	7.5	50	71	311
	Sidiropoulos, Nikos		GRE	15	14	6.5	60	13	100	5	50	15	80	15	22	69.5	326
	Konidaris, Panagiotis		GRE	15	20	2	60	4	100	5	50	4	80	15	43	45	353
	Mendrinou, Nikos		GRE	15	20	6	60	6	100	5	50	5	80	7.5	50	44.5	360
7	Slovakia		SVK	45	48	31.5	180	22	298	27	150	29	222	32.5	136	187	1034
	Peitl, Tomáš		SVK	15	13	15	60	10	100	8.5	50	15	62	15	36	78.5	321
	Kolčák, Marek		SVK	15	20	7	60	9	100	7.5	50	9	80	10	50	57.5	360
	Đačuk, Vasil		SVK	15	15	9.5	60	3	98	8.5	50	0	80	7.5	50	43.5	353
	Mihalčo, Oto		SVK	15	20	0	60	2	92	10	50	5	80	5	50	37	352
8	Great Britain		GBR	40	50	4.5	180	42	174	28.5	150	29	228	39	141	183	923
	Hodge, David		GBR	15	10	3	60	15	50	10	50	10	80	15	50	68	300
	Mestel, Jonathan		GBR	15	20	0	60	15	42	8.5	50	14	68	9	50	61.5	290
	Kueh, Audrey		GBR	10	20	1	60	12	82	10	50	5	80	15	41	53	333
	Gemmell, John		GBR	5	20	0.5	60	5	100	5	50	0	80	7.5	50	23	360
9	Netherlands		NED	40	57	17.5	180	19	258	22.5	150	28	240	42.5	114	169.5	999
	Michielsen, Joost		NED	10	17	8	60	15	58	10	50	9.5	80	15	22	67.5	287
	Uitenbroek, Hans		NED	15	20	3	60	3	100	7.5	50	10	80	15	42	53.5	352
	de Boer, Johan		NED	15	20	6.5	60	1	100	5	50	8.5	80	12.5	50	48.5	360

10	Finland		FIN	30	40	21	120	19	190	17.5	100	30	141	20	100	137.5	691
	Paavilainen, Jorma		FIN	15	20	11.5	60	13	90	12.5	50	15	71	10	50	77	341
	Karhunen, Kari		FIN	15	20	9.5	60	6	100	5	50	15	70	10	50	60.5	350
11	Germany		GER	30	60	12	180	28	244	16.5	150	23.5	240	27.5	149	137.5	1023
	Tummes, Boris		GER	15	20	12	60	15	81	1.5	50	15	80	12.5	50	71	341
	Rein, Andreas		GER	10	20	0	60	10	100	10	50	3.5	80	7.5	49	41	359
	Neef, Wilfried		GER	5	20	0	60	3	63	5	50	5	80	7.5	50	25.5	323
12	Czechia		CZE	25	60	13	180	22	296	10	150	12.5	240	22.5	149	105	1075
	Voráček, Miroslav		CZE	10	20	10	60	14	96	5	50	7.5	80	15	49	61.5	355
	Ličková, Anna		CZE	10	20	3	60	8	100	5	50	5	80	7.5	50	38.5	360
	Ličko, Ľubomír		CZE	5	20	0	60	0	100	0	50	0	80	0	50	5	360
13	North Macedonia 1		MKD	20	59	0	180	30.5	264	18.5	150	4	240	10	150	83	1043
	Veljanoski, Andrej		MKD	15	19	0	60	11	99	10	50	4	80	2.5	50	42.5	358
	Zlatkov, Anton		MKD	5	20	0	60	11.5	65	0	50	0	80	7.5	50	24	325
	Burns, Michael		MKD	0	20	0	60	8	100	5	50	0	80	0	50	13	360
	Burns, Elisaveta		MKD	0	20	0	60	0	100	3.5	50	0	80	0	50	3.5	360
14	North Macedonia 2		MKD	5	60	0	180	4	300	10	150	0	240	9	150	28	1080
	Aleksovski, Aleksandar		MKD	0	20	0	60	3	100	5	50	0	80	2.5	50	10.5	360
	Gjorgjevski, Jancho		MKD	0	20	0	60	0	100	5	50	0	80	4	50	9	360
	Filipov, Nikolche		MKD	5	20	0	60	1	100	0	50	0	80	2.5	50	8.5	360

Main Judge: Denkovski, Ivan

Assistant: Steinbrink, Axel

Problems Selected by: Denkovski, Ivan

Created by WFCC Solving Tournament Manager