

















46th World Chess Solving Championship 2023 (Georgia, Batumi 05.09./06.09.2023) - Preliminary Team Results

Rank	Name	Country	Round 1		Round 2		Round 3		Round 4		Round 5		Round 6		Total			
			Points		Points		Points		Points		Points		Points		Points		Points	
			30	40	30	120	30	200	30	100	30	160	30	100	180	720		
1	Poland	POL	30	34	27	108	20	200	25	97	30	140	27	100	159	679		
	Piorun, Kacper	POL	15	20	12	60	15	100	10	50	15	80	15	50	82	360		
	Murdzia, Piotr	POL	15	16	15	48	1	100	15	47	15	68	10	50	71	329		
	Górski, Piotr	POL	15	18	8	60	5	100	8.75	50	15	72	12	50	63.75	350		
2	Lithuania	LTU	30	37	21	120	12	199	25	100	25	151	22	100	135	707		
	Kuznecovas, Kevinas	LTU	10	20	11	60	5	100	13.75	50	15	71	12	50	66.75	351		
	Satkus, Vidmantas	LTU	15	17	10	60	7	99	11.25	50	1.25	80	10	50	54.5	356		
	Limontas, Martynas	LTU	15	20	4.5	60	5	100	10	50	10	80	7	50	51.5	360		
3	Great Britain	GBR	30	40	21.5	120	10	200	23.75	100	16.25	160	24	100	125.5	720		
	Mestel, Jonathan	GBR	15	20	14.5	60	5	100	8.75	50	10	80	10	50	63.25	360		
	Hodge, David	GBR	15	20	7	60	5	100	12.5	50	6.25	80	14	50	59.75	360		
	Hryshchenko, Kamila	GBR	15	20	5	60	0	100	11.25	50	5	80	8	50	44.25	360		
4	Georgia	GEO	30	33	14.5	120	20	198	17.5	100	22.5	160	19.75	100	124.25	711		
	Kacharava, Nikolozi	GEO	15	13	5.5	60	10	98	8.75	50	15	80	9.75	50	64	351		
	Gabeskiria, Mikhael	GEO	0	20	9	60	10	100	8.75	50	7.5	80	10	50	45.25	360		
	Kochiashvili, Mikhael	GEO	15	20	3	60	0	100	8.75	50	0	80	6	50	32.75	360		
5	Germany	GER	20	35	19	118	10	197	25	88	30	140	18	100	122	678		
	Tummes, Boris	GER	5	20	10.5	60	5	100	15	38	15	65	11	50	61.5	333		
	Zude, Arno	GER	15	15	8.5	58	5	100	8.75	50	15	75	7	50	59.25	348		
	Schäfer, Ronald	GER	5	20	3.5	60	5	97	10	50	15	75	5	50	43.5	352		
6	Romania	ROU	30	29	17.5	120	10	200	23.75	100	17.5	160	21	100	119.75	709		
	Costachi, Mihnea	ROU	15	13	12	60	5	100	10	50	10	80	10	50	62	353		
	Crișan, Vlaicu	ROU	15	16	5.5	60	5	100	13.75	50	7.5	80	11	50	57.75	356		

Rank	Name	Country	Round 1		Round 2		Round 3		Round 4		Round 5		Round 6		Total			
			Points		Points		Points		Points		Points		Points		Points		Points	
			30	40	30	120	30	200	30	100	30	160	30	100	180	720		
	Bucur, Denisa-Andreea	ROU	10	20	3.5	60	1	100	3.75	50	5	80	5	50	28.25	360		
7	Serbia	SRB	30	40	16	117	1	200	21.25	100	25	131	25	100	118.25	688		
	Podinić, Vladimir	SRB	15	20	9	57	0	100	8.75	50	15	51	11	50	58.75	328		
	Serafimović, Ilija	SRB	15	20	5.5	60	1	100	12.5	50	10	80	14	50	58	360		
	Kovačević, Marjan	SRB	10	17	7	60	0	100	8.75	50	8.75	80	8.75	50	43.25	357		
8	Israel	ISR	30	38	22	120	1	200	17.5	100	23.75	156	23	95	117.25	709		
	Comay, Ofer	ISR	15	18	13.5	60	1	100	8.75	50	8.75	80	10	50	57	358		
	Friedland, Omer	ISR	10	20	8.5	60	0	100	8.75	50	15	76	10	50	52.25	356		
	Soffer, Ram	ISR	15	20	4.5	60	0	100	6.25	50	7.5	80	13	45	46.25	355		
9	Finland	FIN	25	40	23	120	6	200	16.25	100	21.25	152	19	100	110.5	712		
	Paavilainen, Jorma	FIN	15	20	14.5	60	5	100	8.75	50	11.25	72	10	50	64.5	352		
	Karhunen, Kari	FIN	10	20	8.5	60	1	100	6.25	50	10	80	5	50	40.75	360		
	Marlo, Terho	FIN	5	20	2	60	0	100	7.5	50	3.75	73	9	50	27.25	353		
10	Azerbaijan	AZE	30	29	14.5	117	2	200	16.25	100	27.5	160	18	100	108.25	706		
	Almammadov, Araz	AZE	15	14	9.5	57	1	100	8.75	50	7.5	80	9	50	50.75	351		
	Javadov, Ramil	AZE	15	15	3	60	1	100	7.5	50	15	80	9	50	50.5	355		
	Ilyasli, Ughur	AZE	0	20	5	60	1	100	6.25	50	12.5	80	5	50	29.75	360		
11	France	FRA	30	40	17	120	8	197	18.75	100	18.75	160	15	100	107.5	717		
	Onkoud, Abdelaziz	FRA	15	20	6	60	8	97	8.75	50	8.75	80	5	50	51.5	357		
	Caillaud, Michel	FRA	10	20	11	60	0	100	10	50	10	80	10	50	51	360		
	Gilbert, Axel	FRA	15	20	4	60	0	100	7.5	50	6.25	80	3.75	50	36.5	360		
12	Switzerland	SUI	30	37	14	120	1	200	15	100	15	160	21	100	96	717		
	Ott, Roland	SUI	15	17	7	60	1	100	7.5	50	7.5	80	11	50	49	357		
	Maeder, Thomas	SUI	15	20	7	60	0	100	7.5	50	7.5	80	10	50	47	360		

Rank	Name	Country	Round 1		Round 2		Round 3		Round 4		Round 5		Round 6		Total	
			Points	🕒	Points	🕒	Points	🕒	Points	🕒	Points	🕒	Points	🕒	Points	🕒
			30	40	30	120	30	200	30	100	30	160	30	100	180	720
13	Belgium	BEL	15	40	16.5	120	11	200	16.25	100	15	160	21	100	94.75	720
	Van Beers, Eddy	BEL	10	20	13	60	5	100	8.75	50	10	80	10	50	56.75	360
	Ooms, Andy	BEL	5	20	3.5	60	6	100	7.5	50	5	80	11	50	38	360
14	Greece	GRE	20	37	8	120	5	200	22.5	100	15	143	21	100	91.5	700
	Sidiropoulos, Nikos	GRE	15	17	6	60	5	100	13.75	50	15	63	11	50	65.75	340
	Konidaris, Panagiotis	GRE	5	20	2	60	0	100	8.75	50	0	80	10	50	25.75	360
15	Slovakia	SVK	20	40	10	120	2	199	16.25	100	10	160	17.75	100	76	719
	Klemanč, Emil	SVK	15	20	3.5	60	2	99	8.75	50	7.5	80	8.75	50	45.5	359
	Kolčák, Marek	SVK	5	20	6.5	60	0	100	5	50	2.5	80	9	50	28	360
	Lörinc, Juraj	SVK	0	20	1.5	60	0	100	7.5	50	0	80	5	50	14	360
16	Netherlands	NED	25	35	8.5	120	5	200	15	100	5	160	15.5	100	74	715
	Uitenbroek, Hans	NED	15	16	1.5	60	5	100	6.25	50	0	80	9.75	50	37.5	356
	Wissmann, Dolf	NED	10	19	7	60	0	100	8.75	50	0	80	5.75	50	31.5	359
	Versmissen, Koen	NED	0	20	1.5	60	0	100	5	50	5	80	5.75	50	17.25	360

Main Judge: Steinbrink, Axel

Assistant: Klasinc, Marko

Problems Selected by: Steinbrink, Axel

Created by WFCC Solving Tournament Manager